



XTR

Electrode Steam Humidifier

- *Easy to operate*
- *Easy to maintain — just replace the cylinder*
- *Affordable to buy, economical to operate*
- *Disperse steam into ductwork or open spaces*

Humidify for health and comfort

DriSteem XTR humidifiers are ideal for finished spaces and applications where space is limited. Electrical and plumbing connections are easily accessible for hassle-free installation.



XTR ELECTRODE HUMIDIFIER

The XTR electrode humidifier uses heat caused by electrical resistance in conductive fill water to boil the water into steam. Automatic drain and fill cycles keep electrical current within demand parameters, based on water conditions and steam production.



XTR FAN PACK

XTR fan packs mount flush to the wall for use in finished spaces. They disperse steam into open spaces and are useful where there are no air-handling ducts.

The DriSteem XTR electrode steam humidifier provides humidification for a wide range of buildings, including residential and light commercial applications.

AFFORDABLE TO BUY, ECONOMICAL TO OPERATE

Low up-front cost and minimal maintenance make XTR one of the most affordable humidification systems to purchase and install. XTR works with tap or softened water with conductivity from 125 to 1250 $\mu\text{S}/\text{cm}$.

EASY TO OPERATE

When the humidity level drops, the XTR electrode steam humidifier automatically makes steam. At the end of the humidification season, after the system has been idle for 72 hours, the humidifier drains automatically and remains in standby until the next humidification season.

EASY TO MAINTAIN – JUST REPLACE THE CYLINDER

The XTR humidifier is easy to maintain. Just replace the steam cylinder when prompted. All water impurities and minerals remain in the cylinder, and there are no messy evaporator pads to replace or tanks to clean.

DISPERSE STEAM INTO DUCTWORK OR OPEN SPACES

Disperse steam into existing heating ducts using steam hose and a dispersion tube connected to the humidifier. Steam exits the dispersion tube without dripping or spitting, preventing condensate from collecting in the duct.

Quietly disperse steam into finished open space with the XTR steam blower mounted remotely or on top of the humidifier, or use the XTR fan pack, mounted in the wall.



Capacity depends on the voltage connected to the humidifier. Power connection points are easily accessed.

Table 3-1:
XTR humidifier performance specifications

Voltage	Input power	Nominal current draw	Nominal steam capacity	Maximum humidified space*	Maximum water usage per day
230	3.7 kW	16.0 A	5.0 kg/h	725 m ²	122.5 liters

Notes:

* Maximum humidified space size based on 1/2 air change per hour (which is considered tight construction), outside air temp -18 °C at 80% RH, indoor air 22 °C humidified to 30% RH, 2.44 m ceilings. A building with more air changes per hour will have a smaller maximum humidified space than those listed above.

- See the *XTR Humidifier IOM* for complete product specifications.
- Recommended supply water conductivity is 125 to 1250 µS/cm.

Table 3-2:
XTR humidifier, steam blower, and fan pack dimensions and specifications

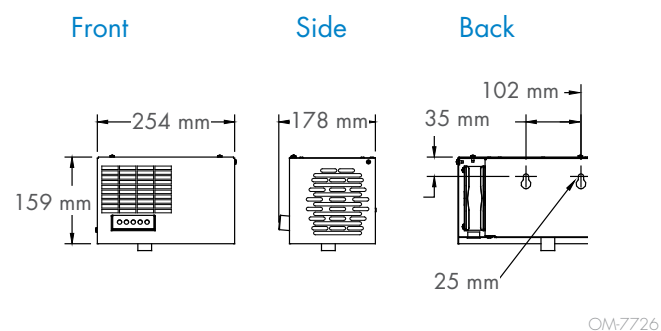
	Dimensions			Shipping weight	Operating weight	Sound
	Width	Height	Depth			
XTR humidifier without steam blower	257 mm	530 mm	181 mm	12.2 kg	10.4 kg	—
XTR humidifier with steam blower	257 mm	684 mm	181 mm	**	13.5 kg	—
XTR steam blower Model SDU-003E	See figure below			4.0 kg	3.1 kg	< 38 dBA*
XTR fan pack Model SDU-003F	See figure below			4.7 kg	3.8 kg	

Notes:

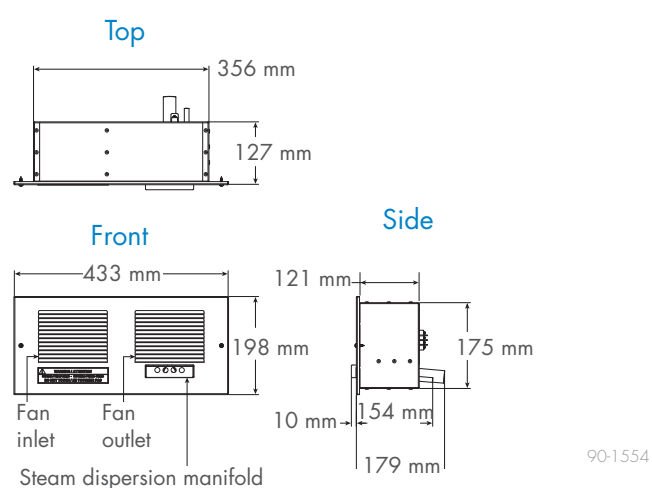
* Sound measurement taken 2 m in front of steam blower and fan pack cabinet.

** Steam blower and fan pack ship separately from humidifier.

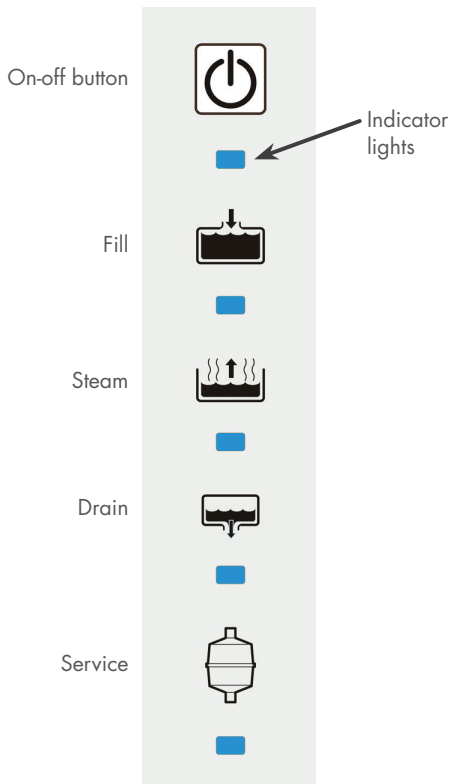
XTR STEAM BLOWER INTERIOR DIMENSIONS



XTR FAN PACK DIMENSIONS



XTR HUMIDIFIER CONTROL PANEL



1. FILL CUP

Accepts supply water from fill valve.

2. FILL VALVE

Controls flow of supply water to fill cup.

3. DRAIN VALVE

Drain valve opens to allow water from cylinder into drain cup.

4. DRAIN CUP

Accepts drain water from cylinder and overflow from fill cup.

5. STEAM CYLINDER

Where water boils and steam is produced. Indicator on control panel prompts user when time to replace steam cylinder.

6. ELECTRODES

Electrical current between electrodes heats water into steam.

7. HIGH WATER SENSOR

Filling stops if water reaches high water sensor.

8. STEAM OUTLET

Steam generated in steam cylinder rises through steam outlet and travels to dispersion assembly through steam hose or tubing.

9. OVERFLOW

Overflow to drain prevents fill cup from overfilling.

10. CONTROL PANEL

Controller in cabinet controls all humidifier functions. See the control panel description above.

11. PAINTED, REMOVABLE COVERS

Painted covers are easily removable for service.

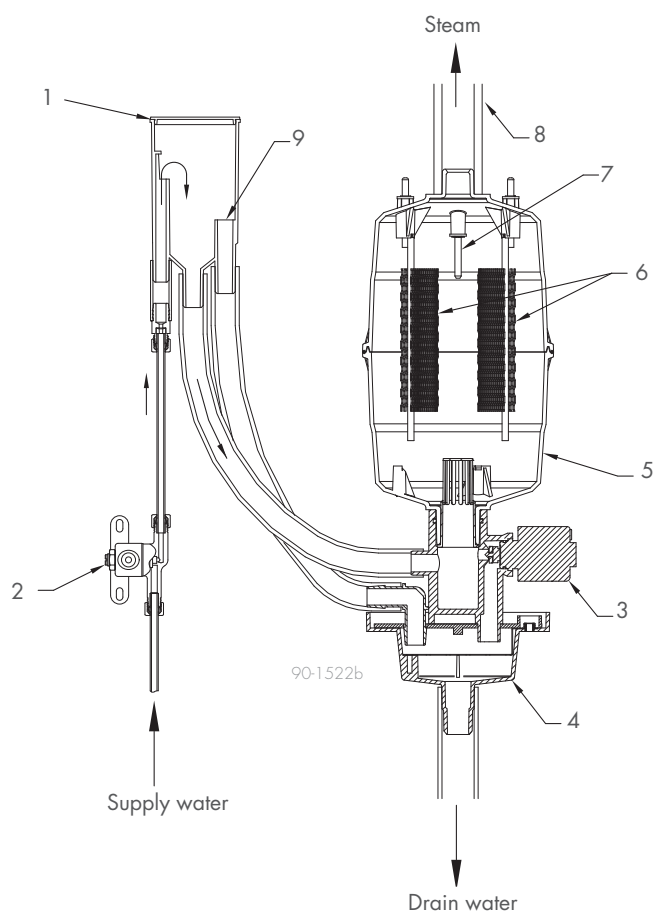
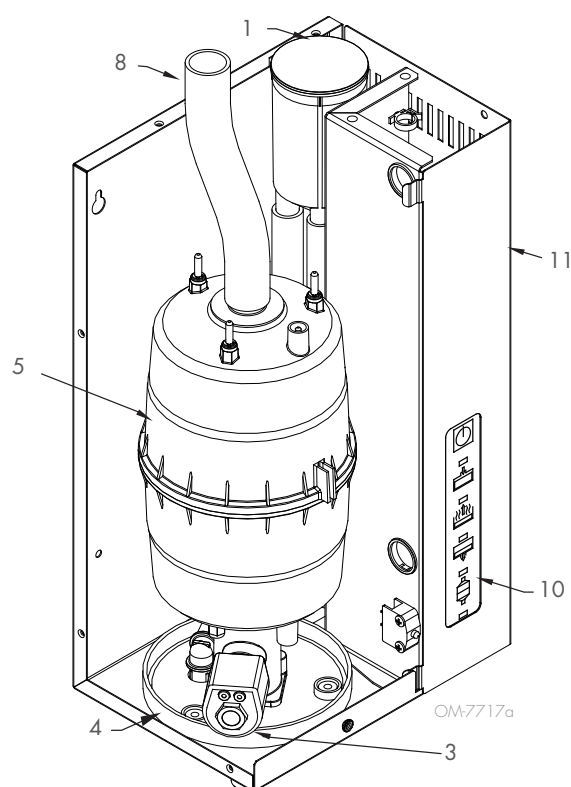
EASY OPERATION

The XTR humidifier features push-button operation, with indicator lights for operating status and troubleshooting information.

AUTOMATIC CONTROL

driSteem's algorithm monitors the conductivity of water in the steam cylinder and automatically manages drain and fill events to optimize humidifier performance and steam output.

XTR HUMIDIFIER COMPONENTS



Why humidify?

IMPROVE INDOOR AIR QUALITY

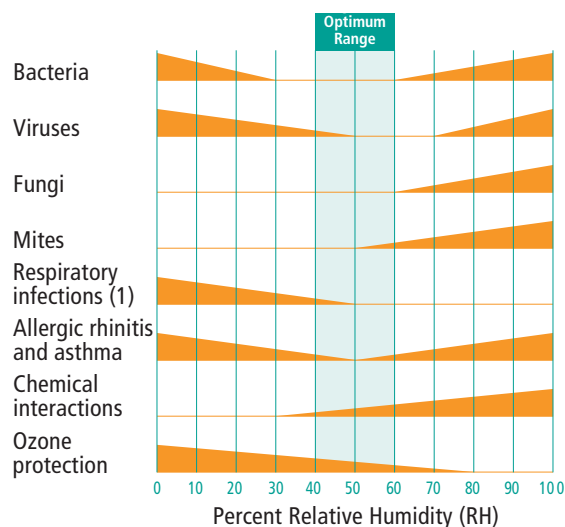
Keeping RH levels within a range of 40 to 60 decreases bacteria and viruses in the air and hinders the development of fungi, mites, chemical interactions, and ozone production. The result is reduced occurrences of allergic rhinitis, respiratory infections, and asthma among building occupants.

REDUCE PROBLEMS ASSOCIATED WITH STATIC ELECTRICITY

The benefits of properly maintained relative humidity can be felt as well as seen: Along with enhancing health and improving comfort, humidity in the air harmlessly dissipates static electricity. Static charges give shocks, attract dust to surfaces, and cause static cling in apparel and draperies. Maintaining RH levels within a range of 30 to 60 percent will significantly reduce problems associated with static electricity.



Optimum relative humidity range for a healthy environment



A decrease in the bar width indicates a decrease in negative indoor air quality factors and complaints.

Source: E.M. Sterling study

(1) Insufficient data above 50% RH

PRESERVE MATERIALS AND FURNISHINGS

Many building materials, finishes, and furnishings are hygroscopic — they absorb, retain, and release moisture. Low RH levels cause expensive damage to building interiors because as hygroscopic materials dry, they shrink. This can create gaps in wallpaper seams, floor boards, and furniture joints, and it can damage historic and artistic artifacts. Fluctuating RH levels can also cause damage. Maintain a consistent RH level to keep the moisture content of hygroscopic materials in equilibrium with their surrounding environments.



IMPROVE COMFORT

Also hygroscopic in nature, the human body gives up its moisture to dry air. As our body's moisture migrates (evaporates) to areas of low RH, we become cooled, just as when we perspire. Raising the RH level in a room slows the evaporation rate and will make the room feel warmer. This allows dropping the dry-bulb temperature without a loss in comfort, offsetting humidification energy costs.



DriSteem Corporation

A subsidiary of Research Products Corporation
DriSteem U.S. operations are ISO 9001:2015
certified

European office:

Marc Briers
Grote Hellekensstraat 54 b
B-3520 Zonhoven
Belgium
+321 1823595 (voice)
+321 1817948 (fax)
E-mail: marc.briers@dristeem.com

U.S. Headquarters:

14949 Technology Drive
Eden Prairie, MN 55344
800-328-4447 or 952-949-2415
952-229-3200 (fax)

Continuous product improvement is a policy
of DRI-STEEM Corporation; therefore, product
features and specifications are subject to
change without notice.

DriSteem is a registered trademark of DRI-
STEEM Corporation and is filed for trademark
registration in Canada and the European
community.

Product and corporate names used in this
document may be trademarks or registered
trademarks. They are used for explanation only
without intent to infringe.

© 2015 Research Products Corporation



Form No. XTR-Brochure-M-0815

EXPECT QUALITY FROM THE INDUSTRY LEADER

For more than 45 years, driSteem has been leading the industry with
creative and reliable humidification solutions. Our focus on quality is
evident in the construction of the XTR humidifier. driSteem leads the
industry with a Two-year Limited Warranty and optional extended
warranty.

For more information

www.dristeem.com
sales@dristeem.com

For the most recent product information visit our website:

www.dristeem.com