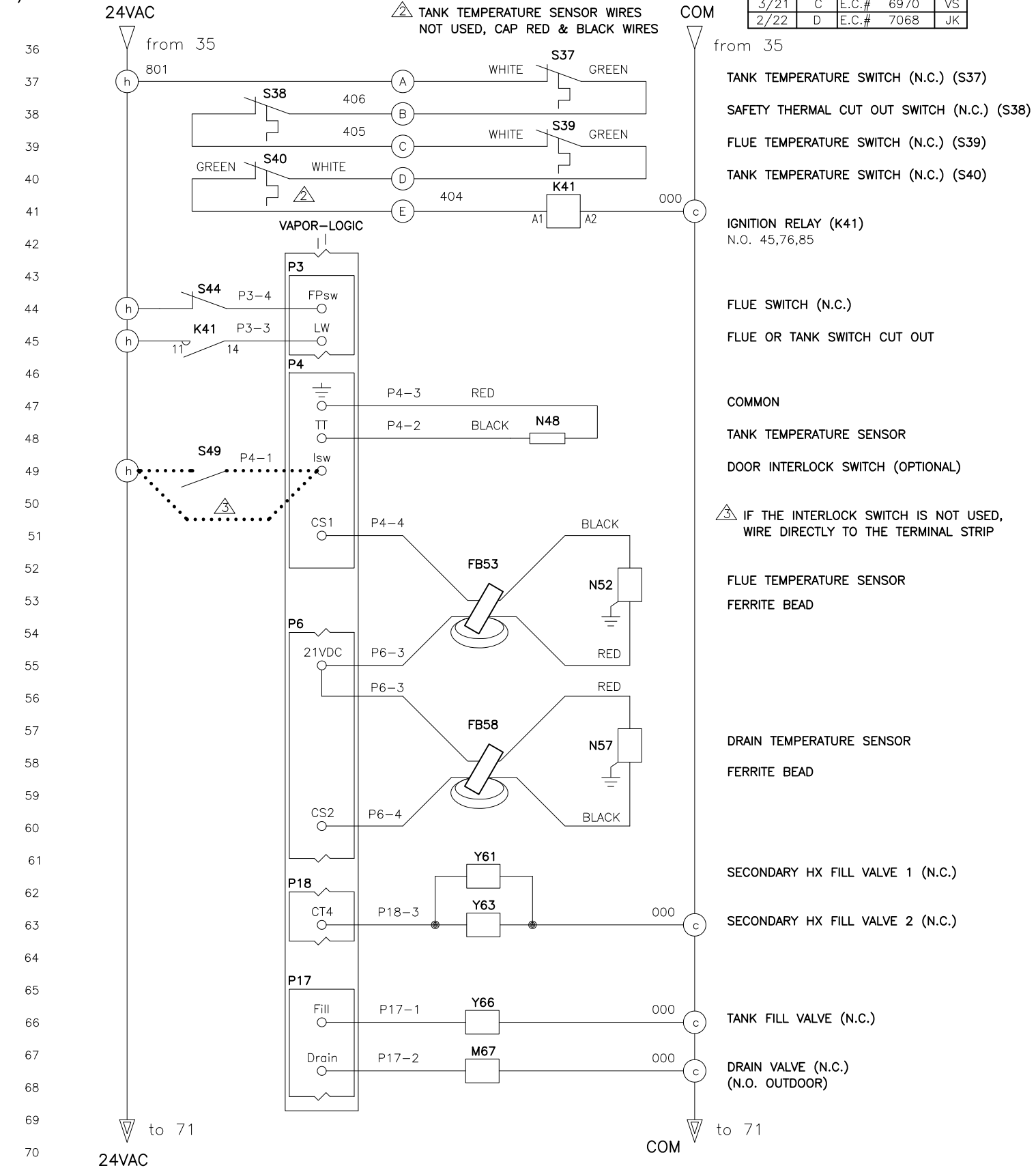
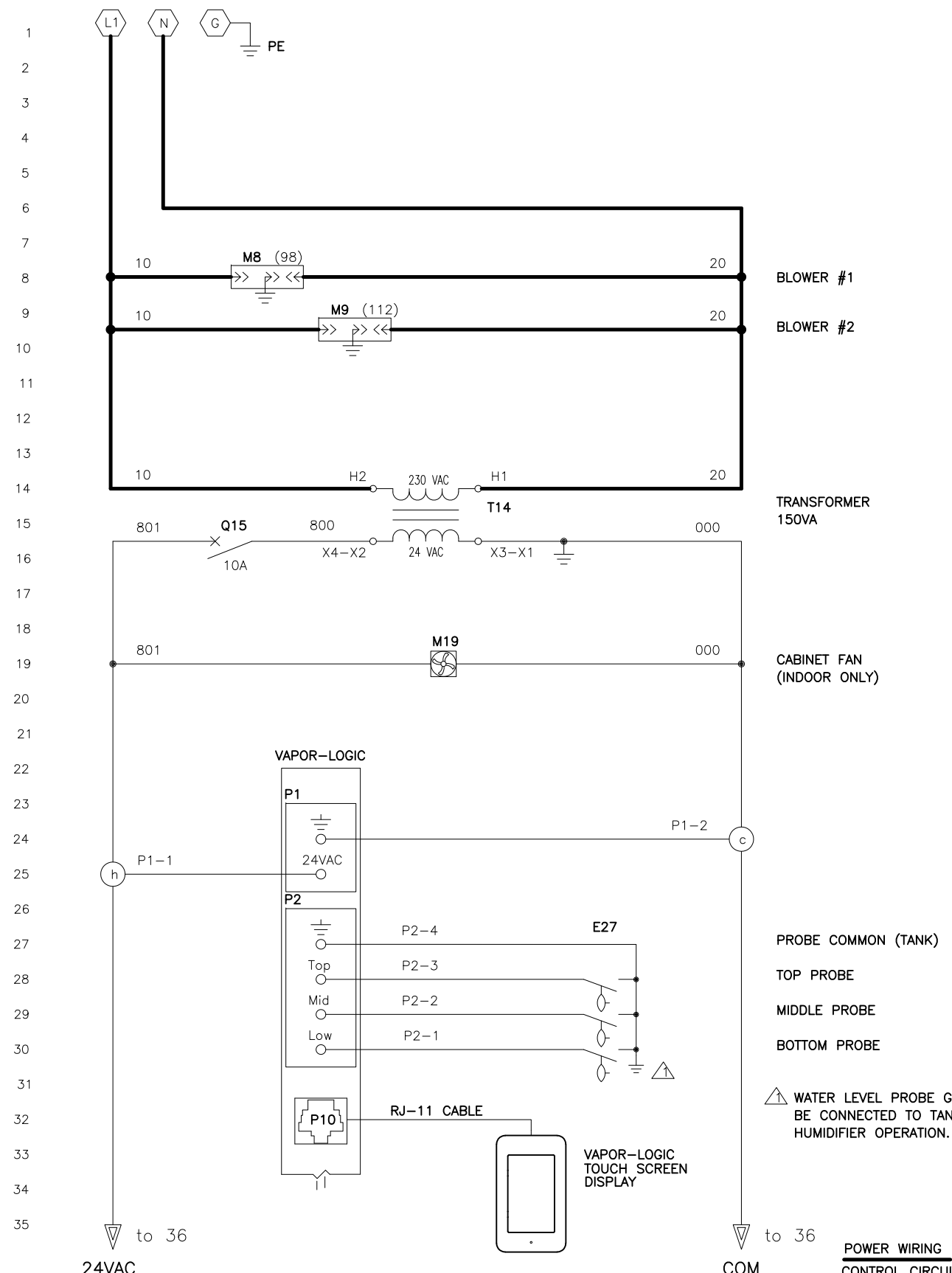


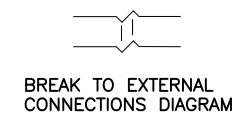
EUROPEAN GTS LX EVAPORATIVE HUMIDIFIER

FACTORY WIRING DIAGRAM W/ VL

| DATE | REV | RECORD | DR |
|------|-----|------------|----|
| 2/21 | B | E.C.# 6952 | JK |
| 3/21 | C | E.C.# 6970 | VS |
| 2/22 | D | E.C.# 7068 | JK |



POWER WIRING
CONTROL CIRCUIT WIRING
FIELD WIRING
OPTIONAL FACTORY
OPTIONAL FIELD



LEGEND

K RELAY/CONTACTOR
T TRANSFORMER
Q CIRCUIT BREAKER
S SWITCH
A IGNITION MODULE
Y SOLENOID
N SENSOR
J JUMPER
E WATER PROBE
M MOTOR/FAN

EUROPEAN GTS LX, TWO BURNER WIRING DIAGRAM

draStroom

GTS-LX-CE-VL-3 SHT1

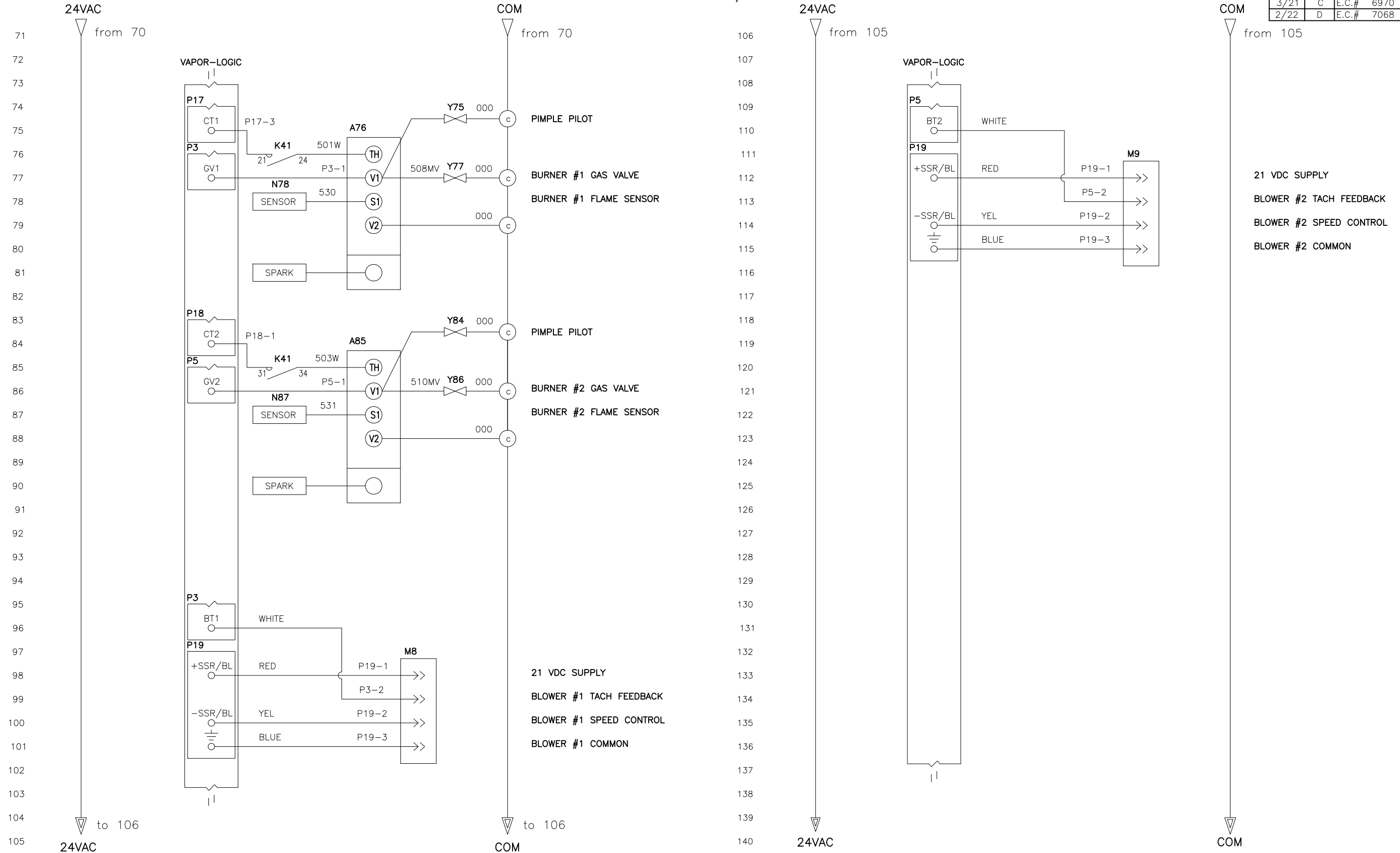
MAT'L:
SCALE:
DRAWN BY: JK
DATE: 10/3/18

P/N
GTS-LX-CE-VL-3
SHEET 1 OF 2

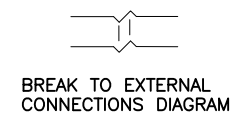
EUROPEAN GTS LX EVAPORATIVE HUMIDIFIER

FACTORY WIRING DIAGRAM W/ VL

| DATE | REV | RECORD | DR |
|------|-----|------------|----|
| 2/21 | B | E.C.# 6952 | JK |
| 3/21 | C | E.C.# 6970 | JK |
| 2/22 | D | E.C.# 7068 | JK |



POWER WIRING
CONTROL CIRCUIT WIRING
FIELD WIRING
 OPTIONAL FACTORY
 OPTIONAL FIELD



LEGEND

| | | | |
|---|-----------------|---|-------------|
| K | RELAY/CONTACTOR | Y | SOLENOID |
| T | TRANSFORMER | N | SENSOR |
| Q | CIRCUIT BREAKER | J | JUMPER |
| S | SWITCH | E | WATER PROBE |
| A | IGNITION MODULE | M | MOTOR/FAN |

| | | |
|---------------------|---|--------------------------------|
| GTS-LX-CE-VL-3 SHT2 | EUROPEAN GTS LX, TWO BURNER WIRING DIAGRAM | |
| | MAT'L: | |
| | SCALE: | P/N |
| | DATE: 10/3/18 | GTS-LX-CE-VL-3 SHEET 2 OF 2 |

driSteem