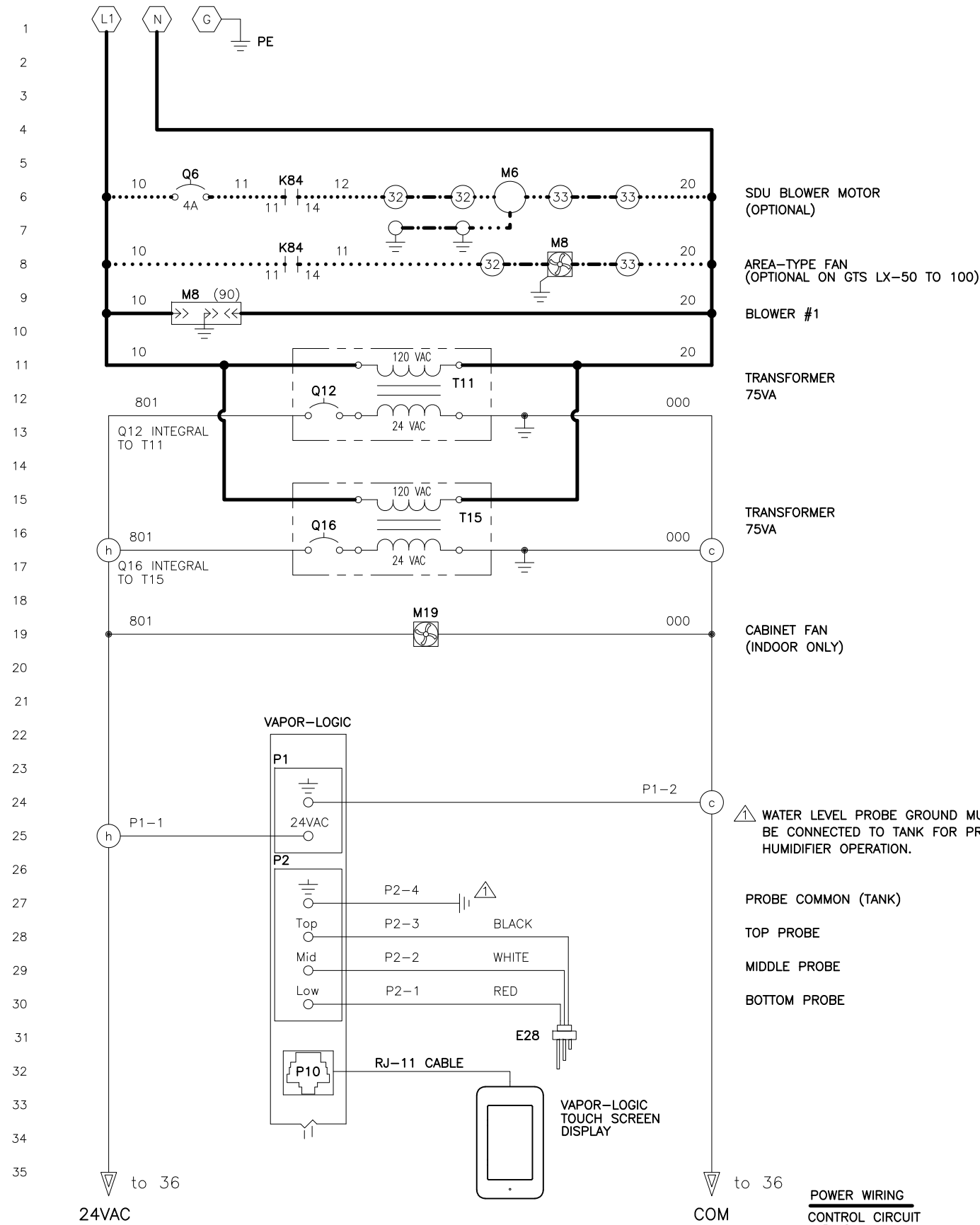


GTS LX EVAPORATIVE HUMIDIFIER

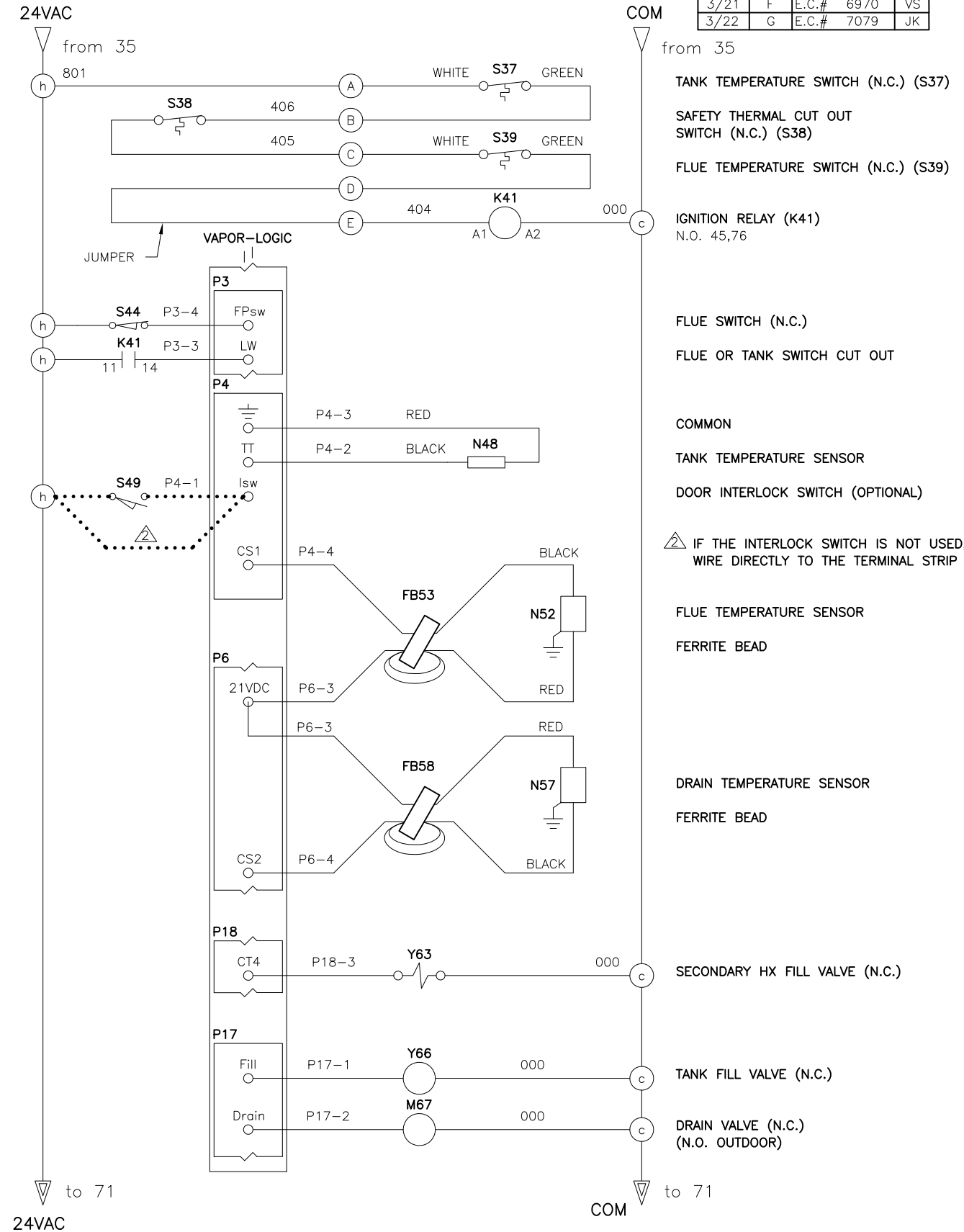
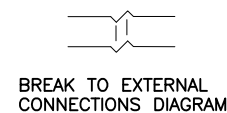
FACTORY WIRING DIAGRAM W/ VL

| DATE | REV | RECORD | DR |
|------|-----|------------|----|
| 2/21 | E | E.C.# 6952 | JK |
| 3/21 | F | E.C.# 6970 | VS |
| 3/22 | G | E.C.# 7079 | JK |



NOTE:
REFER TO GTS LX ELECTRICAL DATA SHEET.

POWER WIRING
CONTROL CIRCUIT WIRING
FIELD WIRING
OPTIONAL FACTORY WIRING
OPTIONAL FIELD WIRING



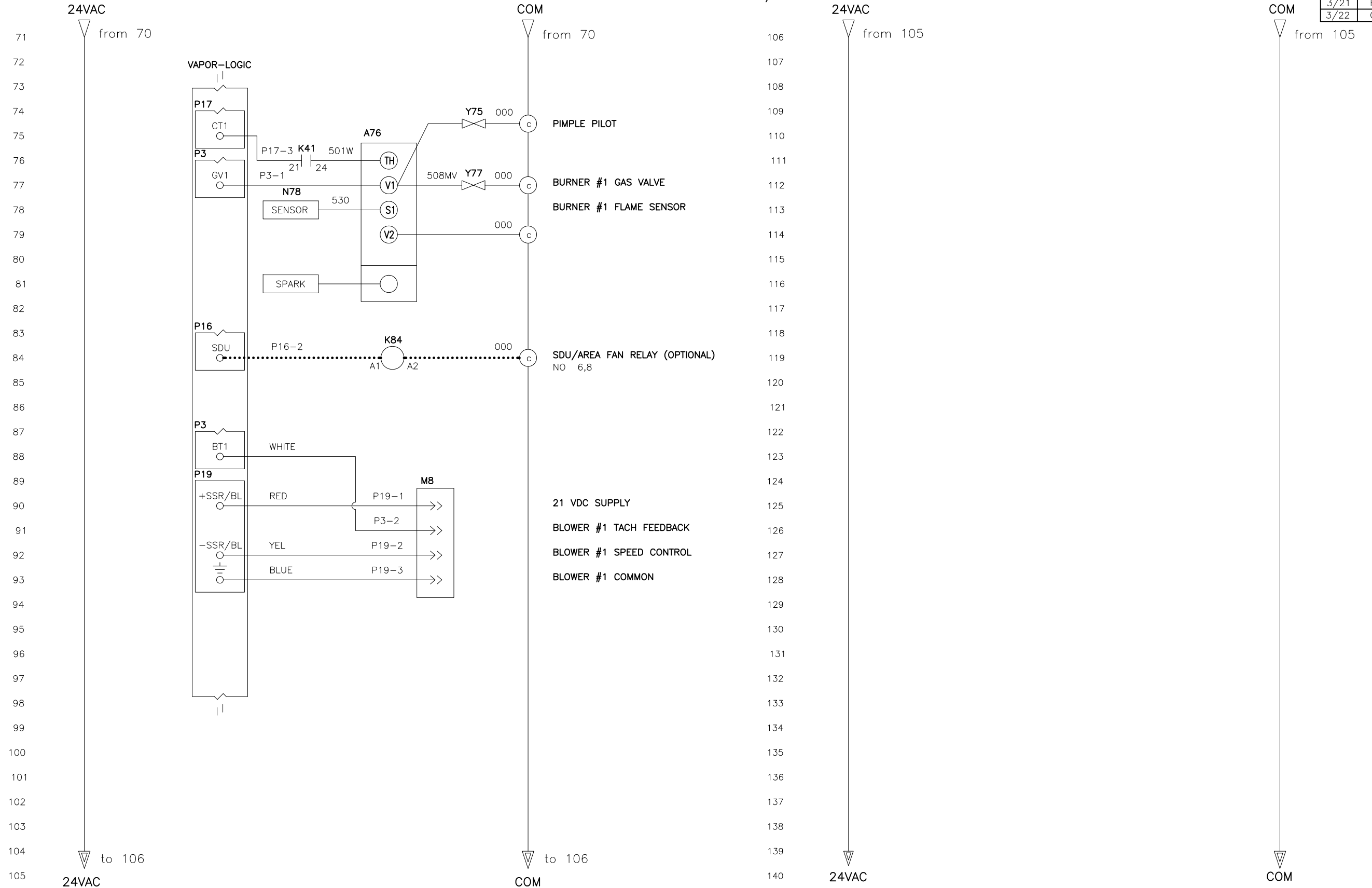
LEGEND

| | | | |
|---|-----------------|---|-------------|
| K | RELAY/CONTACTOR | Y | SOLENOID |
| T | TRANSFORMER | N | SENSOR |
| Q | CIRCUIT BREAKER | J | JUMPER |
| S | SWITCH | E | WATER PROBE |
| A | IGNITION MODULE | M | MOTOR/FAN |

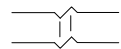
| | | |
|--|---|--------------|
| | GTS LX, ONE BURNER WIRING DIAGRAM | |
| | MAT'L: | P/N |
| | SCALE: | GTS-LX-VL-1 |
| | DRAWN BY: JK DATE: 1/2/18 | SHEET 1 OF 2 |

GTS LX EVAPORATIVE HUMIDIFIER FACTORY WIRING DIAGRAM W/ VL

| DATE | REV | RECORD | DR |
|------|-----|------------|----|
| 2/21 | E | E.C.# 6952 | JK |
| 3/21 | F | E.C.# 6970 | VS |
| 3/22 | G | E.C.# 7079 | JK |



POWER WIRING
CONTROL CIRCUIT WIRING
FIELD WIRING
OPTIONAL FACTORY
OPTIONAL FIELD


BREAK TO EXTERNAL
CONNECTIONS DIAGRAM

LEGEND

- | | | | |
|---|-----------------|---|-------------|
| K | RELAY/CONTACTOR | Y | SOLENOID |
| T | TRANSFORMER | N | SENSOR |
| Q | CIRCUIT BREAKER | J | JUMPER |
| S | SWITCH | E | WATER PROBE |
| A | IGNITION MODULE | M | MOTOR/FAN |

| | | | |
|------------------|--|--------------|-----------------------------|
| GTS-LX-VL-1 SHT2 | GTS LX, ONE BURNER WIRING DIAGRAM | | |
| | MAT'L: | | |
| | SCALE: | P/N | |
| | DATE: 1/2/18 | DRAWN BY: JK | GTS-LX-VL-1 SHEET 2 OF 2 |