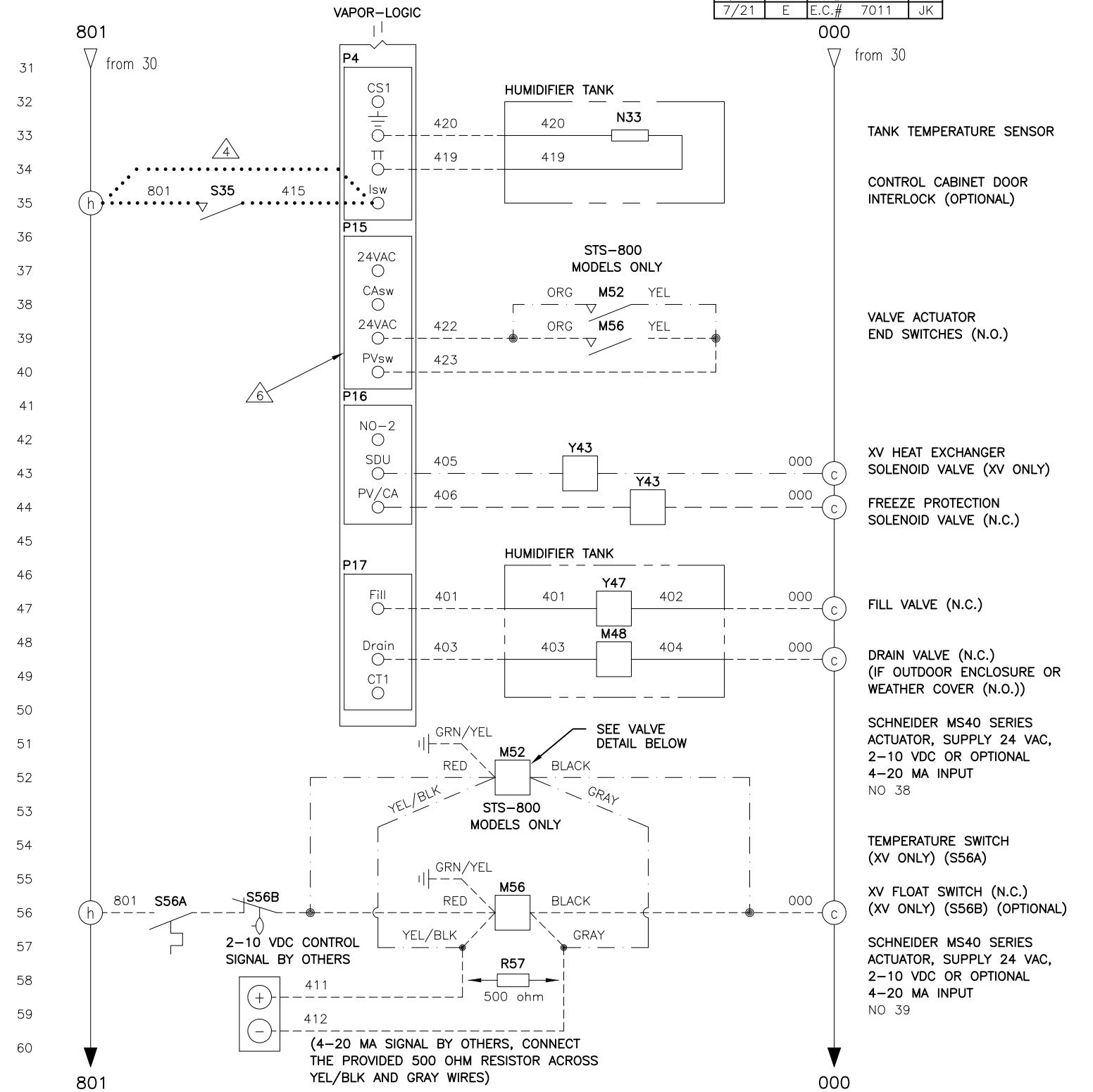
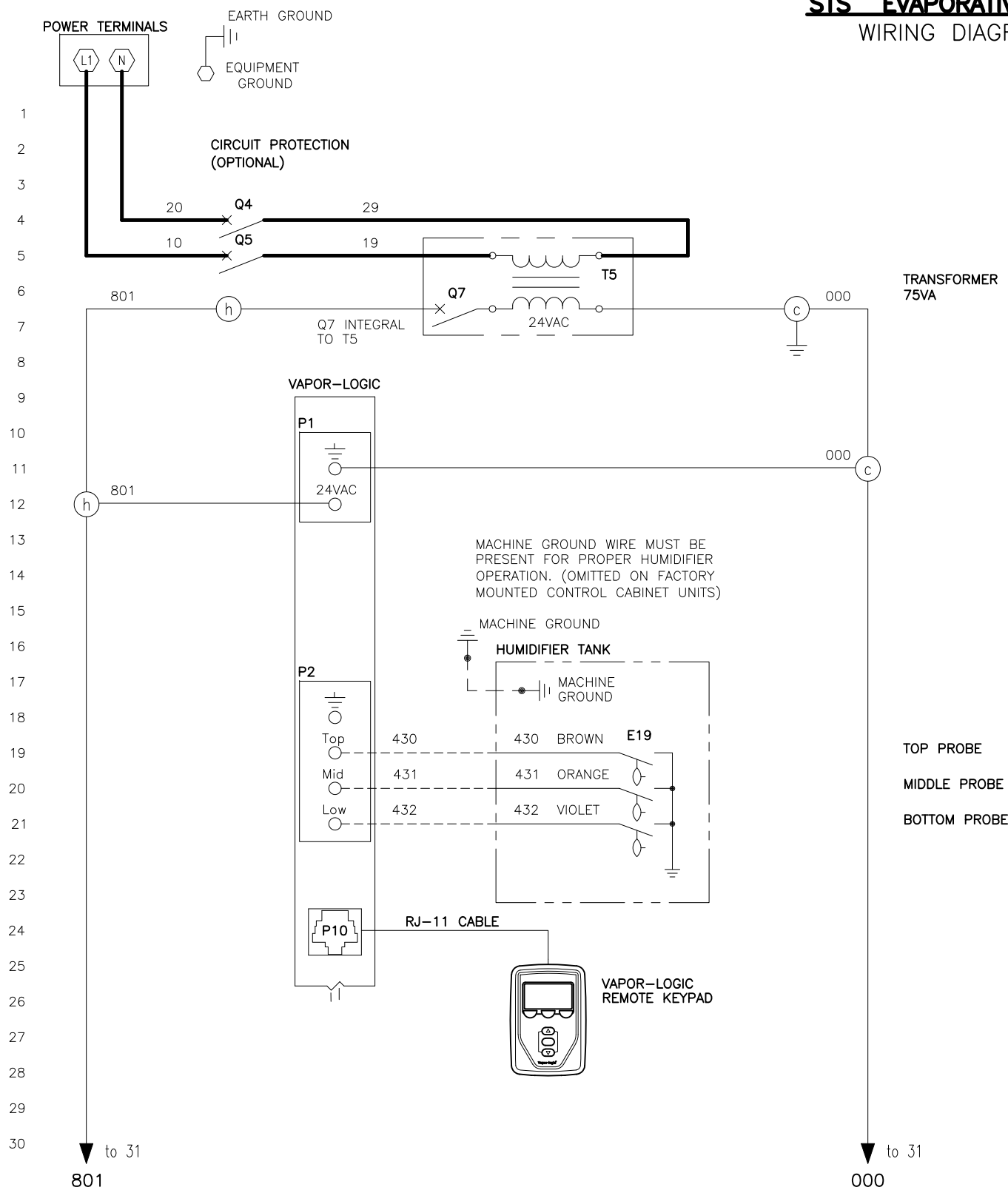


STS® EVAPORATIVE HUMIDIFIER WIRING DIAGRAM W/VL®

DATE	REV	RECORD	DR
5/18	C	E.C.# 6686	JK
6/19	D	E.C.# 6812	JK
7/21	E	E.C.# 7011	JK

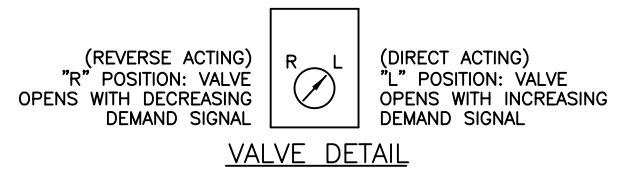


POWER WIRING
CONTROL CIRCUIT WIRING
FIELD WIRING
OPTIONAL FACTORY
OPTIONAL FIELD

- NOTES:**
1. WIRING AND BRANCH CIRCUIT PROTECTION PROVIDED BY INSTALLER AS PER NATIONAL ELECTRICAL CODE.
 2. FOR SUPPLY AND MACHINE GROUND CONNECTIONS, SIZE WIRE USING 75°C WIRE TABLE PER NATIONAL ELECTRICAL CODE.
 3. USE COPPER CONNECTIONS RATED FOR 105°C.

- LEGEND:**
- 4. IF THE INTERLOCK SWITCH IS NOT USED, THEN WIRE DIRECTLY TO TERMINAL SWITCH.
 - 5. REFER TO STS ELECTRICAL DATA SHEET.
 - 6. REMOVE SHUNT J404 FROM BOARD IF USING OPTIONAL ACCESSORY.

BREAK TO EXTERNAL CONNECTIONS DIAGRAM



EUROPEAN STS, STD WATER, ELECT. ACTUATOR, CONTROLLED VLV BY OTHERS, 2-10VDC OR 4-20MA

SCALE: _____ P/N STS-CE-VL-5

DATE: 5/21/15