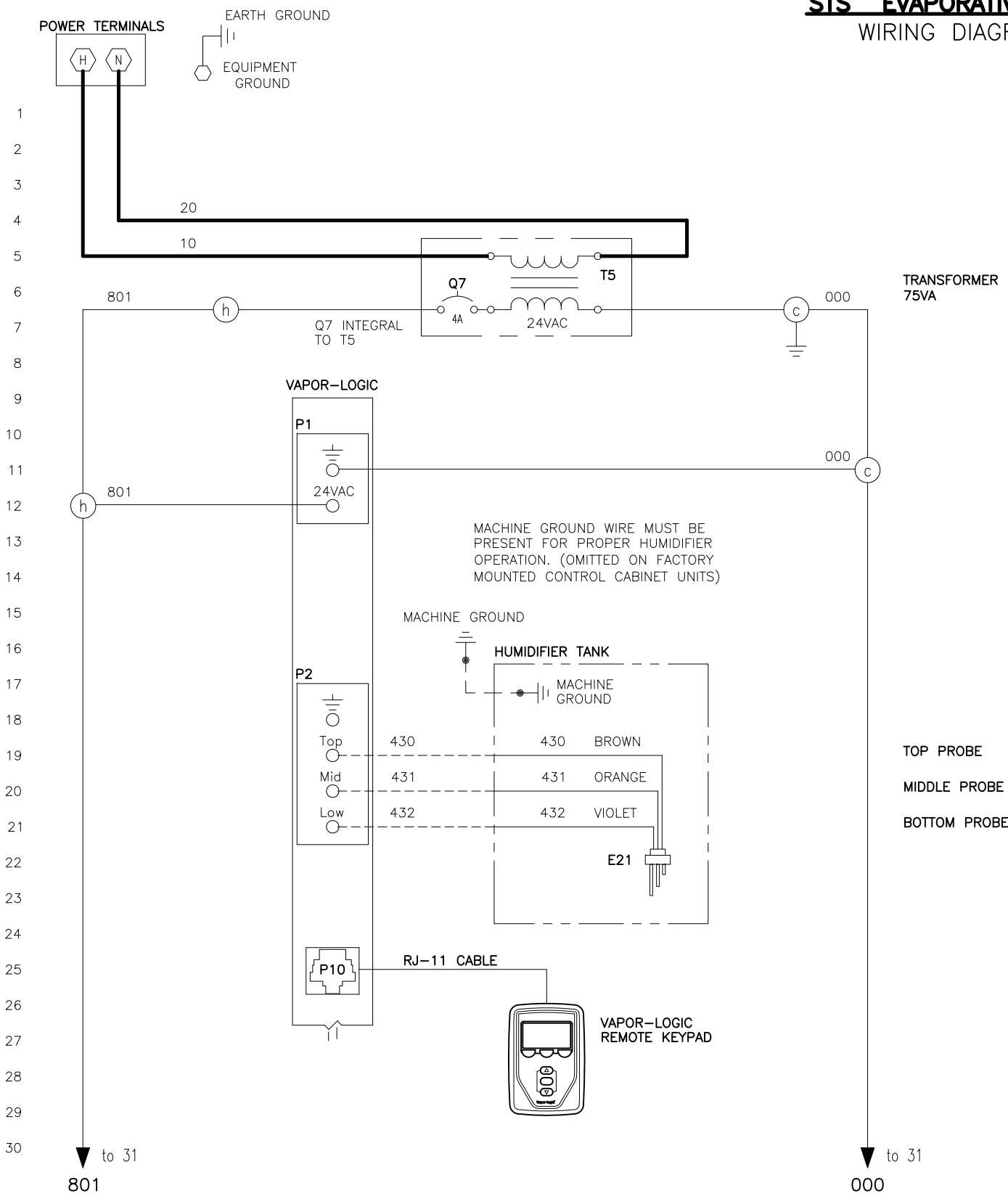


# STS<sup>®</sup> EVAPORATIVE HUMIDIFIER WIRING DIAGRAM W/VL<sup>®</sup>

DATE	REV	RECORD	DR
5/15	A	E.C.# 6396	JK
5/18	B	E.C.# 6686	JK

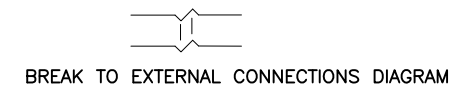
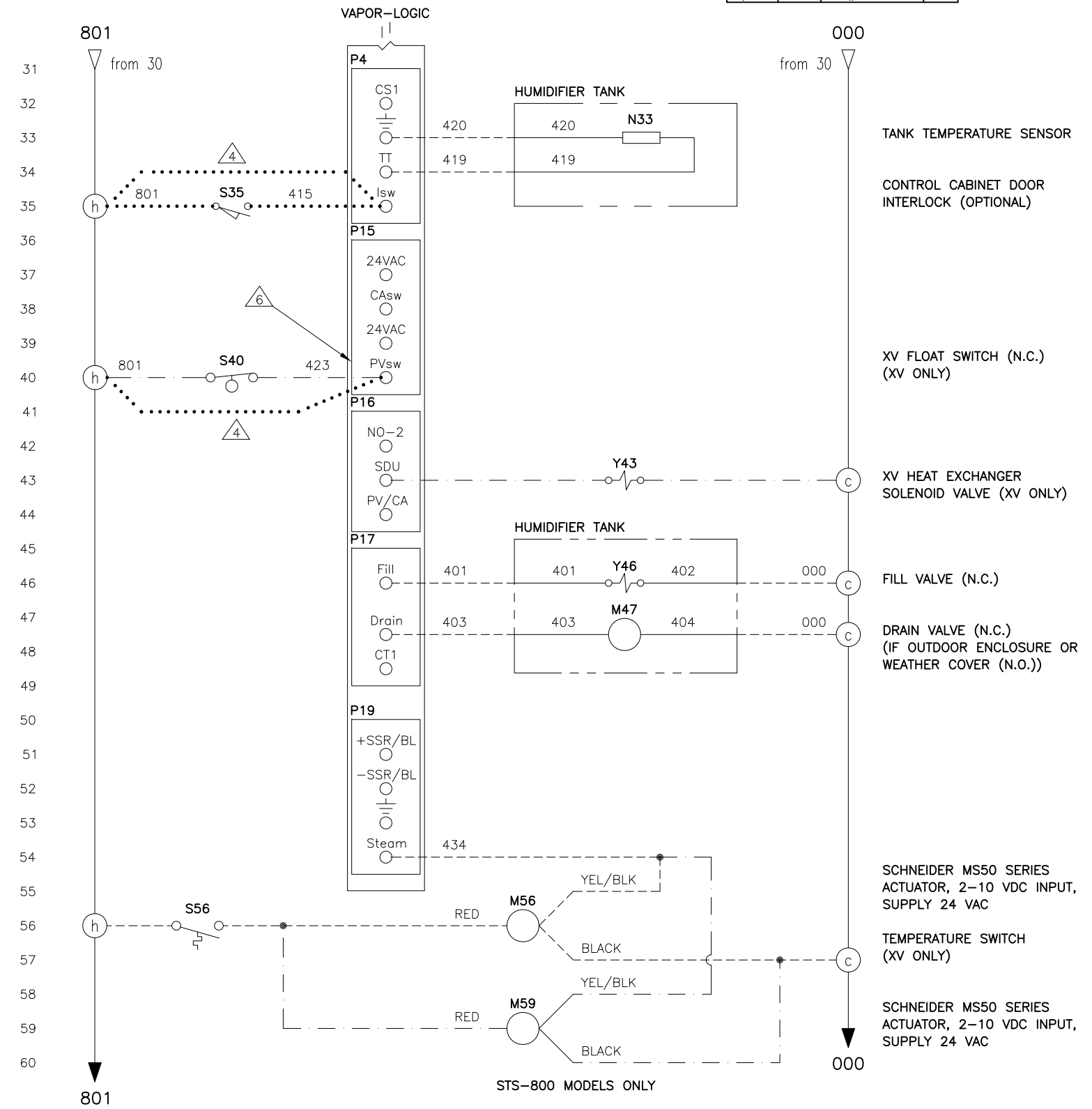


**POWER WIRING**  
**CONTROL CIRCUIT WIRING**  
**FIELD WIRING**  
OPTIONAL FACTORY  
OPTIONAL FIELD

**NOTES:**

1. WIRING AND BRANCH CIRCUIT PROTECTION PROVIDED BY INSTALLER AS PER NATIONAL ELECTRICAL CODE.
2. FOR SUPPLY AND MACHINE GROUND CONNECTIONS, SIZE WIRE USING 75°C WIRE TABLE PER NATIONAL ELECTRICAL CODE.
3. USE COPPER CONNECTORS RATED FOR 105°C.

4. IF THE SWITCH IS NOT USED, THEN WIRE DIRECTLY TO TERMINAL SWITCH.
5. REFER TO STS ELECTRICAL DATA SHEET.
6. REMOVE SHUNT J404 FROM BOARD IF USING OPTIONAL ACCESSORY.



**LEGEND**

- |                   |               |
|-------------------|---------------|
| K RELAY/CONTACTOR | Y SOLENOID    |
| T TRANSFORMER     | N SENSOR      |
| Q CIRCUIT BREAKER | J JUMPER      |
| S SWITCH          | E WATER PROBE |
| H HEATER          | M MOTOR/FAN   |

		STS, STANDARD WATER, ELECTRIC ACTUATOR WIRING DIAGRAM	
		MAT'L:	P/N
SCALE:	DATE: 5/21/15	STS-VL-3	
DRAWN BY: JK			