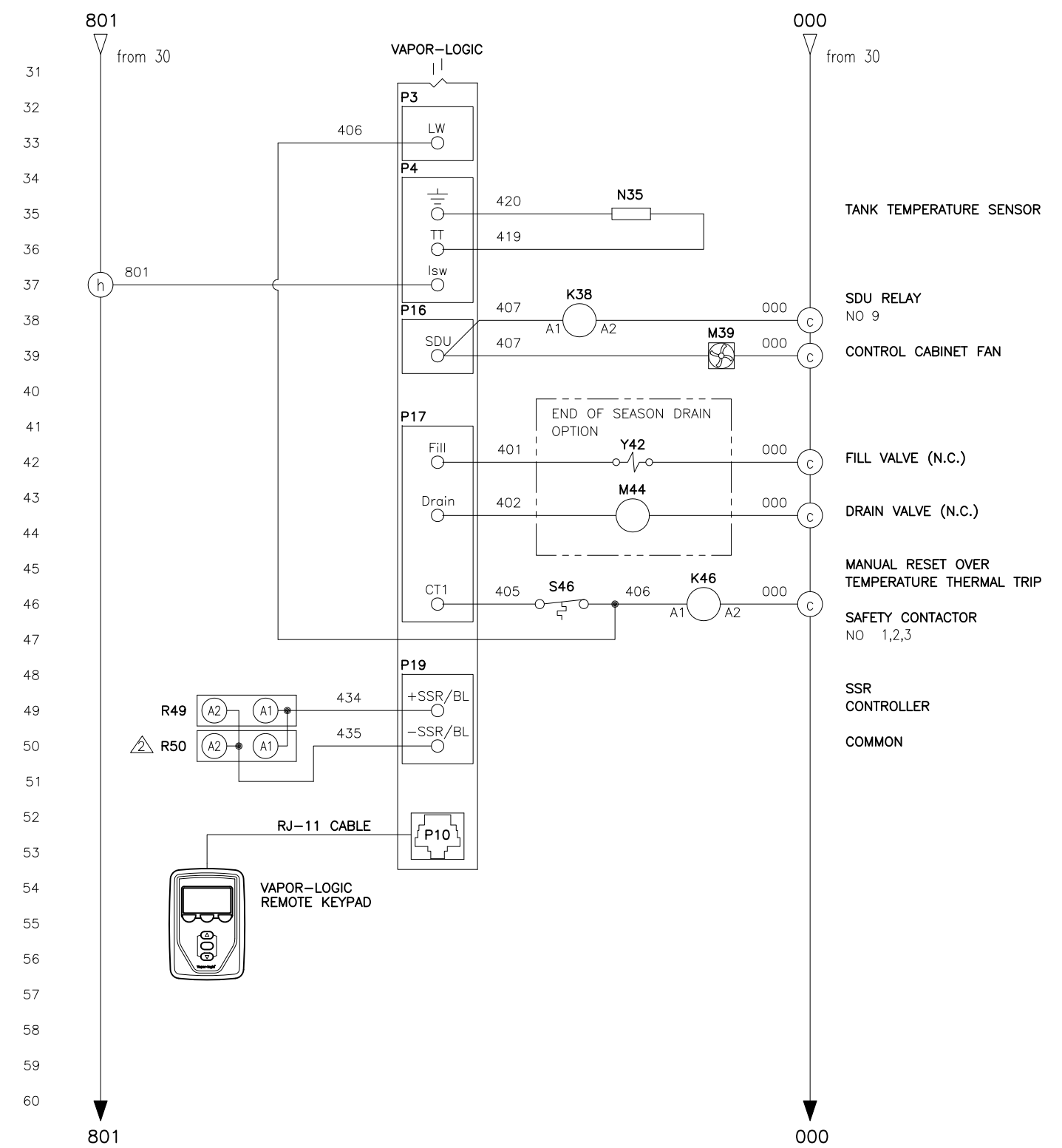
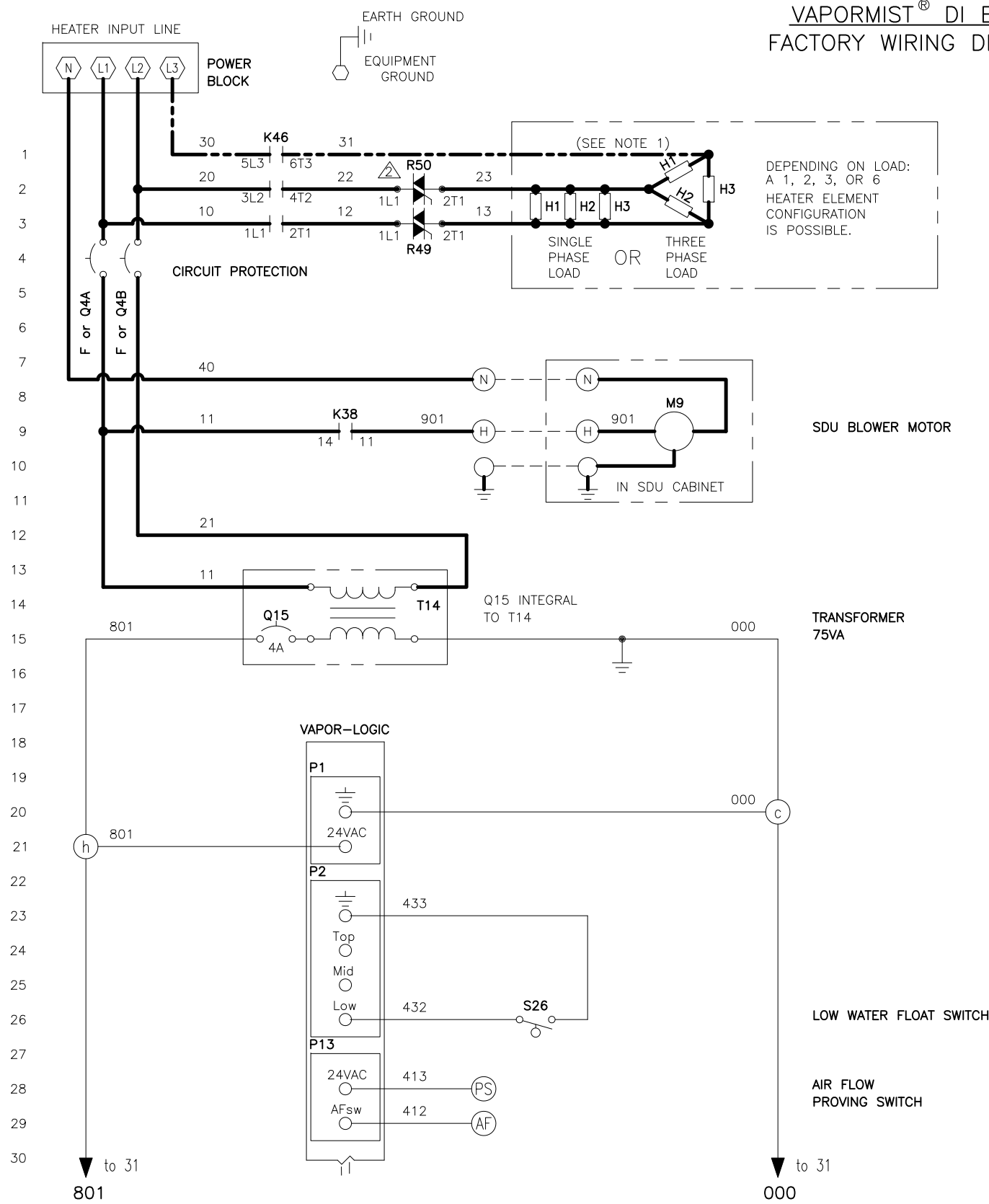


# VAPORMIST® DI EVAPORATIVE HUMIDIFIER FACTORY WIRING DIAGRAM WITH VAPOR-LOGIC

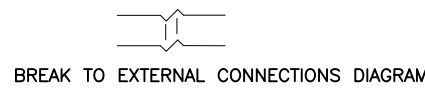
DATE	REV	RECORD	DR
5/15	A	E.C.# 6396	JK
4/17	B	E.C.# 6551	JK



- NOTES:
- FOR THREE PHASE SYSTEM, THE THREE PHASE LOAD IS USED AND THIS WIRE IS FACTORY INSTALLED.
  - ONLY USED ON THREE PHASE POWER.
  - REFER TO VM ELECTRICAL DATA SHEET.

- POWER WIRING**  
CONTROL CIRCUIT WIRING  
FIELD WIRING  
OPTIONAL FACTORY  
OPTIONAL FIELD

- LEGEND**
- |   |                 |   |                   |
|---|-----------------|---|-------------------|
| K | RELAY/CONTACTOR | Y | SOLENOID          |
| T | TRANSFORMER     | N | SENSOR            |
| Q | CIRCUIT BREAKER | J | JUMPER            |
| S | SWITCH          | E | WATER PROBE       |
| H | HEATER          | M | MOTOR/FAN         |
| F | FUSE            | R | SOLID STATE RELAY |



	VM, DI WATER, SSR, SDU WIRING DIAGRAM 208V/1 & 3Ø, 240/1Ø	
	MAT'L:	P/N
	SCALE:	VM-VL-41
	DATE: 5/18/15	