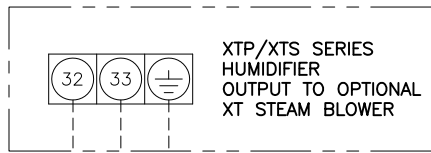


DOMESTIC XTP/XTS SDU STEAM BLOWER WIRING DIAGRAM

DATE	REV	RECORD	DR
3/13	D	E.C.# 6053	JK
6/13	E	E.C.# 6087	AJK
1/14	F	E.C.# 6172	JK

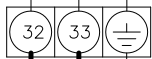
CONFIDENTIAL

120 VOLT



XTP/XTS SERIES HUMIDIFIER OUTPUT TO OPTIONAL XT STEAM BLOWER

18 AWG 600V 105C REQUIRED



EQUIPMENT GROUND



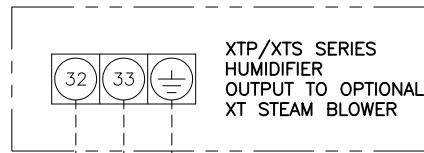
BLOWER MOTOR
115 VAC 50/60 HZ

0.16 AMPS FOR SDU-006E
BLUE & BROWN TIED
YELLOW & BLACK TIED

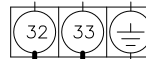
0.23 AMPS FOR SDU-017E

TRANSFORMER, 35VA
(SEE NOTES FOR CONNECTIONS)

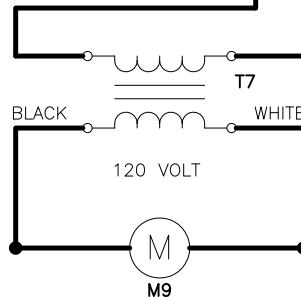
208/240/277/480/600 VOLT



18 AWG 600V 105C REQUIRED



EQUIPMENT GROUND



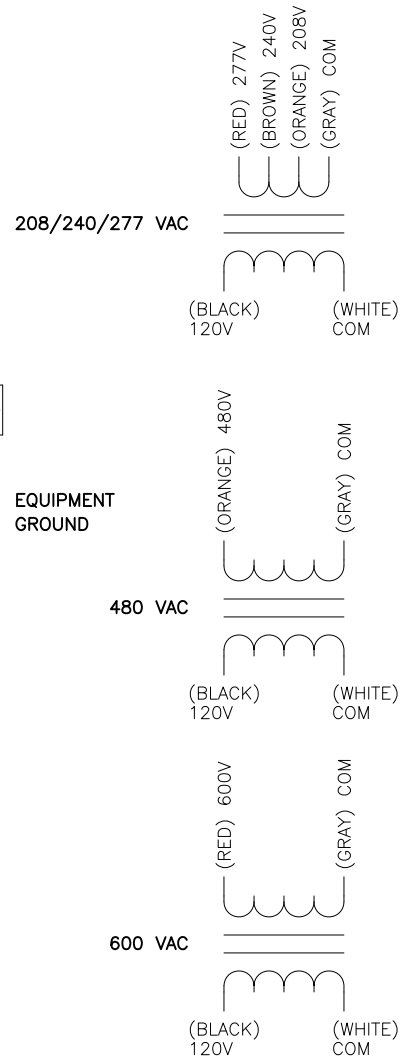
BLOWER MOTOR
115 VAC 50/60 HZ

0.16 AMPS FOR SDU-006E
BLUE & BROWN TIED
YELLOW & BLACK TIED

0.23 AMPS FOR SDU-017E

NOTES

TRANSFORMER CONNECTIONS



NOTE

REFER TO SDU ELECTRICAL DATA SHEET.

LEGEND

HIGH VOLTAGE WIRING
CONTROL CIRCUIT
FIELD WIRING

K RELAY/CONTACTOR
T TRANSFORMER
S SWITCH
M MOTOR
J JUMPER
Q CIRCUIT BREAKERS

		MODEL XTP/XTS SDU DOMESTIC WIRING DIAGRAM	
		MAT'L:	P/N
SCALE:	DATE: 4/20/12	SDU-006E-017E -WIRING1	
DRAWN BY: KROG			