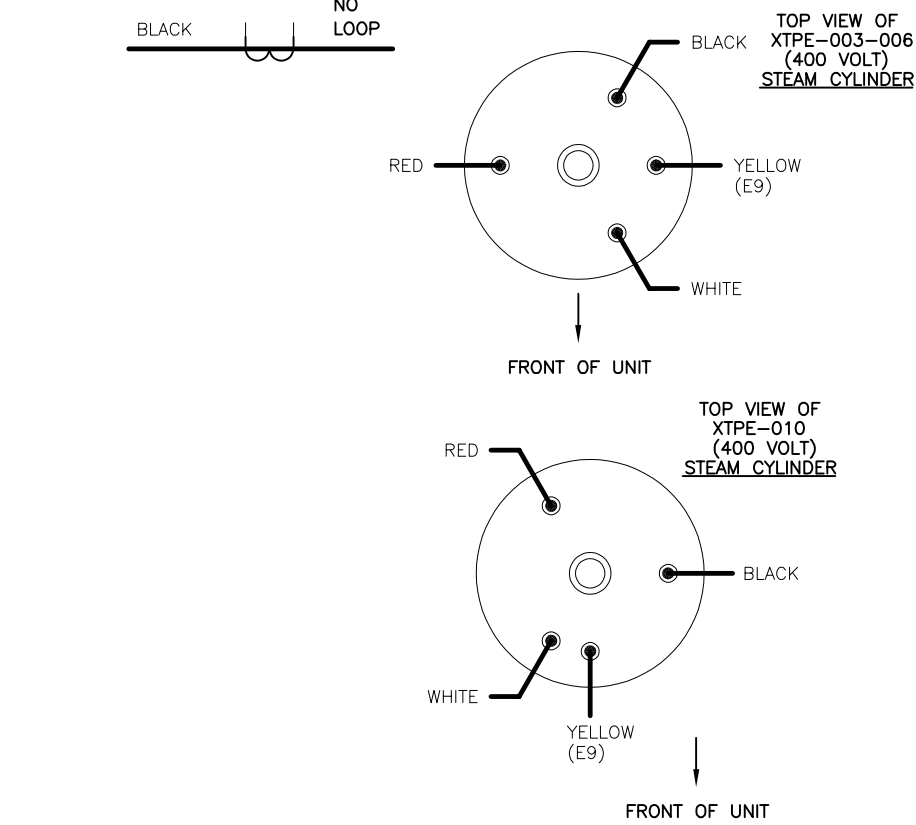
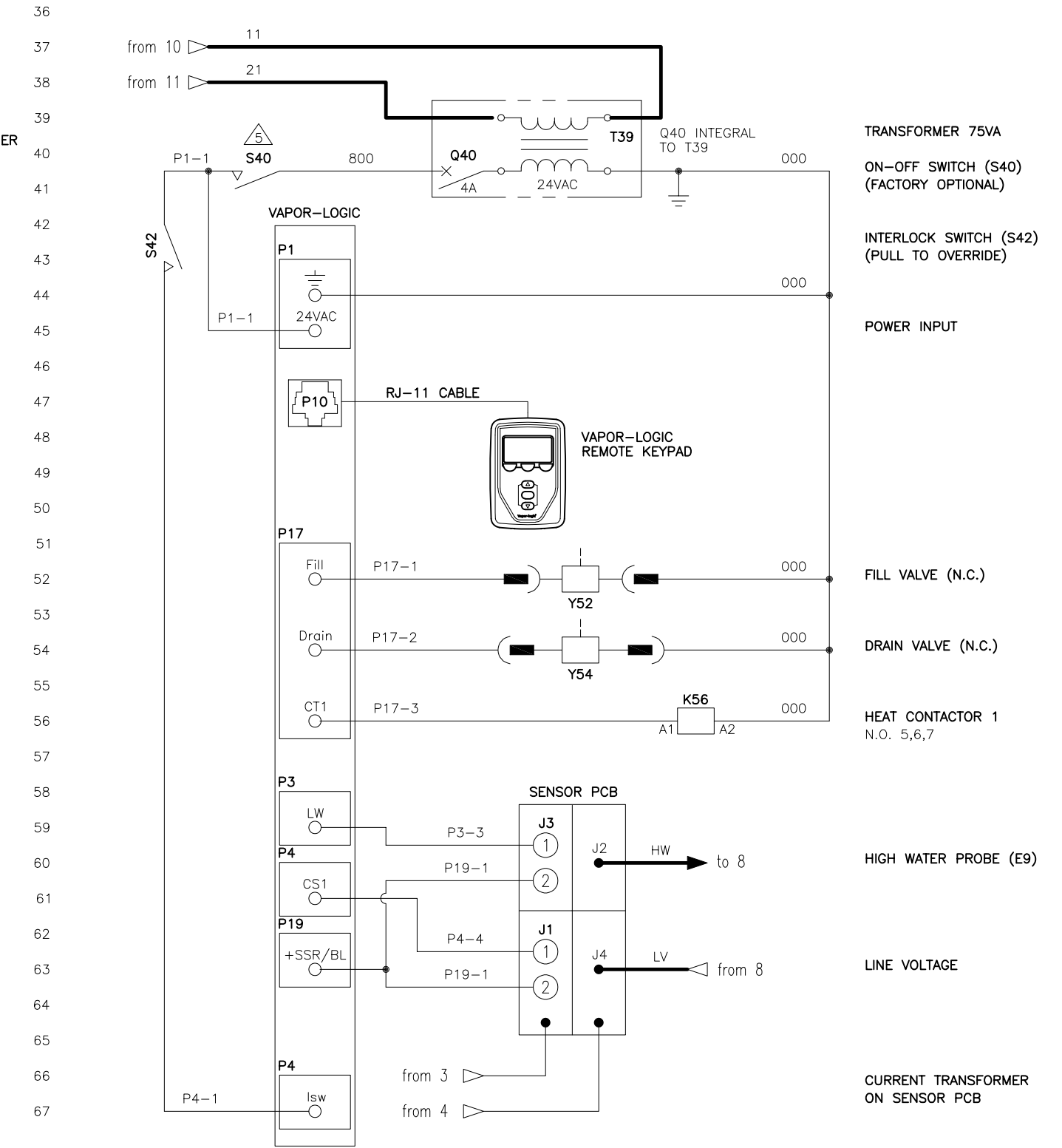
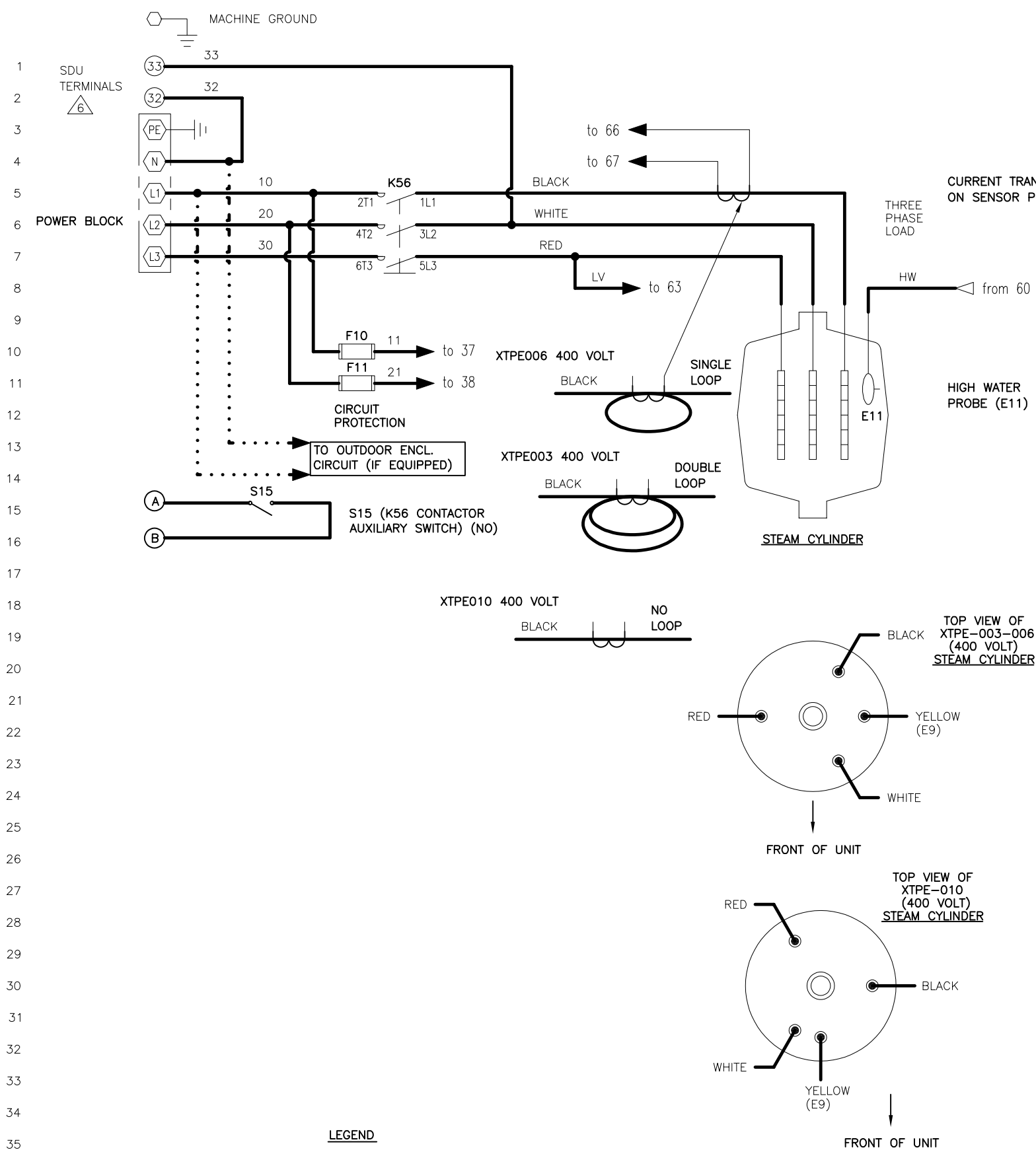


XTPE THREE ELECTRODE STEAM HUMIDIFIER

REFER TO FOLLOWING DOCUMENTS
-INSTALLATION REQUIREMENTS
-EXTERNAL CONNECTIONS

DATE	REV	RECORD	DR
1/22	F	E.C.# 7049	JK
4/23	G	E.C.# 7128	JK
7/23	H	E.C.# 7195	SBK

380/400 VOLT 3 PHASE



LEGEND

POWER WIRING	K RELAY/CONTACTOR	Y SOLENOID
CONTROL CIRCUIT WIRING	T TRANSFORMER	N SENSOR
	Q CIRCUIT BREAKER	J JUMPER
	S SWITCH	E WATER PROBE
FIELD WIRING	H HEATER	M MOTOR/FAN
OPTIONAL FACTORY	F FUSE	
OPTIONAL FIELD		

NOTES:

1. WIRING AND BRANCH CIRCUIT PROTECTION PROVIDED BY INSTALLER AS PER NATIONAL ELECTRICAL CODE.
 2. FOR SUPPLY HEATER AND MACHINE GROUND CONNECTIONS, SIZE WIRE USING 75°C WIRE TABLE PER NATIONAL ELECTRICAL CODE.
 3. USE COPPER CONNECTORS RATED FOR 105°C.
 4. REFER TO XTP ELECTRICAL DATA SHEET.
- ⚠ INDOOR ENCLOSURE ONLY
- ⚠ WIRES 32 AND 33 NOT INSTALLED ON OUTDOOR ENCLOSURE MODELS

BREAK TO EXTERNAL CONNECTIONS DIAGRAM

driSteam		XTPE THREE ELECTRODE	
SCALE:		P/N	
DRAWN BY: ECR		XTPE-VL-2	
DATE: 5/18			